

Tubing Size 1/4" - 3/8"
1/4" Flow Polypropylene

50PP Series Couplings

50PP Series couplings offer 1/4" flow and are produced from medical grade gamma sterilizable polypropylene. The 50PP Series polypropylene couplings offer greater chemical resistance and they are available in both valved and non-valved configurations. All 50PP couplings interconnect with all other 50 Series couplings as well as other similar industry thumb-latch type couplings.



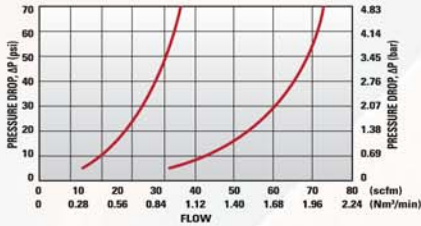
Performance Ratings:

- Operating Pressure: Vacuum to 100 psi; (7.2bar)
- Temperature: 32°F to 160°F (0°C to 71°C)
- Flow Capacity: 1/4" Size

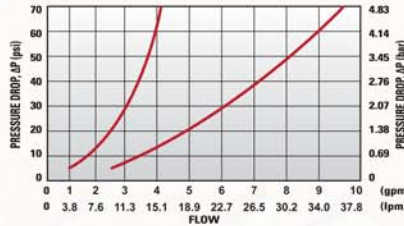
Materials & Construction:

- Bodies & Terminations: Medical Grade Polypropylene
- Internal Valves: Medical Grade Polypropylene
- Internal Valve Springs: 316 Stainless Steel
- External Springs & Pins: Stainless Steel
- O-rings: Peroxide-cured EPDM (others available)
- Thumb-latch: Medical Grade Polypropylene

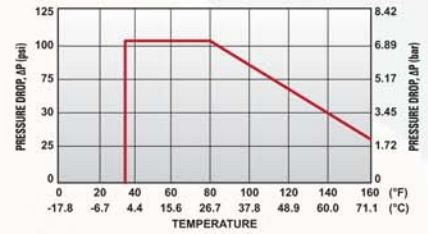
50PP Series Air Flow



50PP Series Water Flow



50PP Series Temperature



FLOW RATES

The data below shows liquid flow rates for LinkTech couplings. Each coupling combination was tested at 70°F (21°C).

Cv Values for 50PP Series Couplings

Specific coupling combination flow rates can be determined by using this formula:

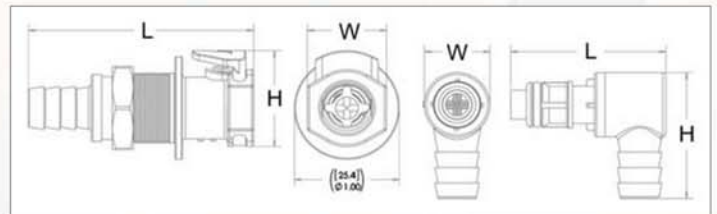
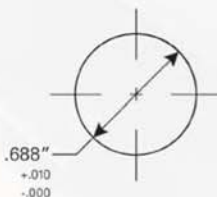
$$Q = C_v \sqrt{\frac{\Delta P}{S}}$$

Q = Flow rate in gallons per minute
 C_v = Average flow rates (see chart)
 ΔP = Pressure drop across coupling (psi)
 S = Specific gravity of liquid.

SOCKETS	50PPX-PE2-04	50PPV-PE2-04	50PPX-PE2-06	50PPV-PE2-06	50PPX-PE4-04	50PPV-PE4-04	50PPX-PE4-06	50PPV-PE4-06	50PPV-PE1-04	50PPV-PE1-06
50PPV-SE2-04	0.51	0.51	0.51	0.51	0.5	0.45	0.5	0.5	0.51	0.51
50PPV-SE2-06	0.61	0.51	1.13	0.72	0.5	0.45	0.81	0.69	0.51	0.72
50PPV-SE3-04	0.51	0.51	0.51	0.51	0.5	0.45	0.5	0.5	0.51	0.51
50PPV-SE3-06	0.61	0.51	1.13	0.72	0.5	0.45	0.81	0.69	0.51	0.72

	PANEL OPENING	MAX PANEL THICKNESS	MIN PANEL THICKNESS
SOCKETS	See Drawing	0.5"	0.05"

PANEL NUT HEX SIZE	PANEL NUT THREAD
13/16"	11/16" - 24 UNS



Reference Dimensions: L = Length, W = Width, H = Height

50PP Series Socket

Tubing Size 1/4" - 3/8"
1/4" Flow Polypropylene



IN-LINE HOSE BARB SOCKET

Valved	Tube Size	Metric Tube	Length	Width	Height
50PPV-SE2-04	1/4" ID	6.4mm ID	2.01"	0.76"	0.94"
50PPV-SE2-06	3/8" ID	9.5mm ID	2.01"	0.76"	0.94"



PANEL MOUNT HOSE BARB SOCKET (GASKET SEAL INCLUDED)

Valved	Tube Size	Metric Tube	Length	Width	Height
50PPV-SE3-04	1/4" ID	6.4mm ID	2.14"	1.00"	0.94"
50PPV-SE3-06	3/8" ID	9.5mm ID	2.14"	1.00"	0.94"



PANEL MOUNT SOCKET SEALING GASKET

Part No.	Material	Diameter	Thickness
C11376	EPDM	1.00" OD	0.08"

50PP Series Plug

Tubing Size 1/4" - 3/8"
1/4" Flow Polypropylene



MALE THREAD PLUG

Non-Valved	Valved	Thread Size	Length	Width	Height
50PPX-PE1-04	50PPV-PE1-04	1/4" NPT	1.75"	0.63"	0.63"
50PPX-PE1-06	50PPV-PE1-06	3/8" NPT	1.75"	0.75"	0.75"



IN-LINE HOSE BARB PLUG

Non-Valved	Valved	Tube Size	Metric Tube	L(nv/v)	Width	Height
50PPX-PE2-04	50PPV-PE2-04	1/4" ID	6.4mm ID	1.89" / 2.04"	0.70"	0.70"
50PPX-PE2-06	50PPV-PE2-06	3/8" ID	9.5mm ID	1.76" / 1.91"	0.70"	0.70"



ELBOW HOSE BARB PLUG

Non-Valved	Valved	Tube Size	Metric Tube	L(nv/v)	Width	Height
50PPX-PE4-04	50PPV-PE4-04	1/4" ID	6.4mm ID	1.29" / 1.44"	0.63"	1.23"
50PPX-PE4-06	50PPV-PE4-06	3/8" ID	9.5mm ID	1.33" / 1.48"	0.63"	1.23"